

MDS-EM Series Cables & Connectors

Drive System List of Cables

Optical communication cable



| Item | Model Number | Length (m) | Stocked Item | Description | Compatible Models | | | |
|-----------------------------|--|------------|--------------|-------------|-------------------|----|----|---|
| | | | | | E/EH | EM | EJ | |
| For CN1A/ CN1B/ OPT1A | Optical Communication Cable For Wiring Between Drive Units (Inside Panel) | J396 L0.3M | 0.3 | S | | X | X | X |
| | | J396 L0.5M | 0.5 | S | | | | |
| | | J396 L1M | 1 | S | | | | |
| | | J396 L2M | 2 | - | | | | |
| | | J396 L3M | 3 | - | | | | |
| | J396 L5M | 5 | S | | | | | |
| | Optical Communication Cable For Wiring Between Drive Units (Outside Panel) For Wiring Between NC-Drive Units | J395 L3M | 3 | - | | X | X | X |
| | | J395 L5M | 5 | S | | | | |
| | | J395 L7M | 7 | - | | | | |
| | | J395 L10M | 10 | - | | | | |
| | Optical Communication Cable For Wiring Between Drive Units (Outside Panel) | G380 L5M | 5 | - | | X | X | X |
| | | G380 L10M | 10 | S | | | | |
| | | G380 L12M | 12 | - | | | | |
| | | G380 L15M | 15 | - | | | | |
| | | G380 L20M | 20 | S | | | | |
| G380 L25M | | 25 | - | | | | | |
| G380 L30M | 30 | - | | | | | | |

Note 1: For details on the optical communication cable, refer to the section "Optical communication cable specification" in Specifications Manual of each drive unit.




Battery Cable and Connector

| Item | Model Number | Length (m) | Stocked Item | Description | Compatible Models | | | |
|----------------|---|-----------------|--------------|-------------|-------------------|----|----|---|
| | | | | | E/EH | EM | EJ | |
| For Drive Unit | Battery Cable (For Drive Unit - Battery Box, For Drive Unit - Drive Unit) | DG30-0.3M | 0.3 | - | - | X | X | - |
| | | DG30-0.5M | 0.5 | - | | | | |
| | | DG30-1M | 1 | - | | | | |
| | | DG30-2M | 2 | S | | | | |
| | | DG30-3M | 3 | - | | | | |
| | | DG30-5M | 5 | - | | | | |
| | | DG30-7M | 7 | - | | | | |
| | | DG30-10M | 10 | - | | | | |
| | Battery Cable (For Drive Unit - Drive Unit) | MR-BT6V2CBL0.3M | 0.3 | - | | - | - | X |
| | | MR-BT6V2CBL1M | 1 | - | | - | - | X |



Power Supply Communication Cable and Connector

| Item | Model Number | Length (m) | Stocked Item | Description | Compatible Models | | | |
|-----------|--|--|--------------|-------------|--|----|----|---|
| | | | | | E/EH | EM | EJ | |
| For CN4/9 | Power Supply Communication Cable | SH21 | 0.35 | S | - | X | - | - |
| | | DG30-0.5M | 0.5 | - | | | | |
| | | DG30-1M | 1 | - | | | | |
| | | DG30-2M | 2 | S | | | | |
| | | DG30-3M | 3 | - | | | | |
| For CN23 | Contact Control Output Connector Applicable Cable Outline: 0.85mm ² to 3.5mm ² Finish Outside Diameter: to ø4.2mm | CNU23SCV2(AWG14) These connectors are supplied for each power supply unit | - | S |  | X | - | - |
| For CN24 | External Emergency Stop Input Connector | CNU24S(AWG24) | - | S |  | X | - | - |

Power Backup Unit Connector

| Item | Model Number | Length (m) | Stocked Item | Description | Compatible Models | | |
|----------|--|-------------------|--------------|-------------|--|--------|---|
| | | | | | D-PFU | DH-PFU | |
| For CN43 | Input/Output Connector for Power Backup Unit | CNU43S(AWG22) | - | - |  | X | X |
| For TE1 | Power Connector for Power Backup Unit | CNU01SPFU (AWG14) | - | - |  | X | X |
| | | | | |  | X | X |




STO Input Connector

| Item | | Model Number | Length (m) | Stocked Item | Description | Compatible Models | | |
|---------|-----------------------------|--|------------|--------------|---|-------------------|----|----|
| | | | | | | E/EH | EM | EJ |
| For CN8 | STO Cable | MR-D05UDL3M-B | - | S |  | X | - | X |
| | STO Short-Circuit Connector | These connectors are supplied for each drive unit. | - | - | Required when not using dedicated wiring STO function.  | X | - | X |


Servo Encoder Cable/Connector

| Item | | Model Number | Length (m) | Stocked Item | Description | Compatible Models | | |
|--------------|--|--------------|------------|--------------|-------------|-------------------|----|----|
| | | | | | | E/EH | EM | EJ |
| For CN2/3 | For HG/HG-H, HQ-H Motor Side Encoder Cable (For D48/D51/D74) | CNV2E-8P-2M | 2 | S | | X | X | X |
| | | CNV2E-8P-3M | 3 | - | | | | |
| | | CNV2E-8P-4M | 4 | - | | | | |
| | | CNV2E-8P-5M | 5 | S | | | | |
| | | CNV2E-8P-7M | 7 | - | | | | |
| | | CNV2E-8P-10M | 10 | S | | | | |
| | | CNV2E-8P-15M | 15 | S | | | | |
| | | CNV2E-8P-20M | 20 | S | | | | |
| | | CNV2E-8P-25M | 25 | - | | | | |
| CNV2E-8P-30M | 30 | - | | | | | | |

Servo Encoder Cable/Connector

| Item | | Model Number | Length (m) | Stocked Item | Description | Compatible Models | | |
|------------------|---|--------------|------------|--------------|--|-------------------|----|----|
| | | | | | | E/EH | EM | EJ |
| CN3 | MDS-B-HR Unit Cable | CNV2E-HP-2M | 2 | - |  | X | X | X |
| | | CNV2E-HP-3M | 3 | - | | | | |
| | | CNV2E-HP-4M | 4 | - | | | | |
| | | CNV2E-HP-5M | 5 | - | | | | |
| | | CNV2E-HP-7M | 7 | - | | | | |
| | | CNV2E-HP-10M | 10 | - | | | | |
| | | CNV2E-HP-15M | 15 | - | | | | |
| | | CNV2E-HP-20M | 20 | - | | | | |
| | | CNV2E-HP-25M | 25 | - | | | | |
| | | CNV2E-HP-30M | 30 | - | | | | |
| For MDSBHR Unit | MDS-B-HR Connector (For CON1, 2: 1) (For CON3: 1) Applicable Cable Outline ø8.5 to 11mm | CNEHRS(10) | - | - |  | X | X | X |
| For CN3 | MDS-B-SD Unit Cable | CNV2E-D-2M | 2 | - |  | X | - | - |
| | | CNV2E-D-3M | 3 | - | | | | |
| | | CNV2E-D-4M | 4 | - | | | | |
| | | CNV2E-D-5M | 5 | - | | | | |
| | | CNV2E-D-7M | 7 | - | | | | |
| | | CNV2E-D-10M | 10 | - | | | | |
| | | CNV2E-D-15M | 15 | - | | | | |
| | | CNV2E-D-20M | 20 | - | | | | |
| | | CNV2E-D-25M | 25 | - | | | | |
| | | CNV2E-D-30M | 30 | - | | | | |
| For MDSB-SD unit | MDS-B-SD Connector (Two-Piece Set) | FCUA-CS000 | - | - | - | X | - | - |

Brake Cable and Connector

| Item | | Model Number | Length (m) | Stocked Item | Description | Compatible Models | | |
|----------|--|--------------|------------|--------------|---|-------------------|----|----|
| | | | | | | E/EH | EM | EJ |
| For CN20 | Brake Connector for Motor Brake Control Output | CNU23S | - | S |  | X | - | - |

Power Connector

| Item | Model Number | Length (m) | Stocked Item | Description | Compatible Models | | |
|-------------------|---|------------|--------------|-------------|-------------------|----|----|
| | | | | | E/EH | EM | EJ |
| For TE1 | Power Connector for MDS-E-V1-20 to 160 MDS-E-V2-20 to 160 MDS-E-SP-20 to 80 MDS-E-SP2-20 to 80 MDS-EH-V1-10 to 80W MDS-EH-V2-10 to 80W MDS-E-SP-20 to 80 | - | S | | X | - | - |
| | | | | | | | |
| | Power Connector for MDS-E-CV-37/75 | - | S | | X | - | - |
| | | | | | | | |
| For CN31 L/M/S | Power Connector for MDS-EM Series | - | S | | - | X | - |
| | | | | | | | |
| For CN22 | Control Power Connector for MDS-EM Series Applicable Cable Outline ø1.25 to 2.2mm | - | S | | - | X | - |

Spindle Encoder Cable and Connector

| Item | Model Number | Length (m) | Stocked Item | Description | Compatible Models | | | |
|---------------|---|---------------|--------------|-------------|-------------------|----|----|---|
| | | | | | E/EH | EM | EJ | |
| For CN2 | Motor Side PLG Cable Spindle Side Accuracy Encoder TS5690 Cable | CNP2E-1-2M | 2 | S | | X | X | X |
| | | CNP2E-1-3M | 3 | - | | | | |
| | | CNP2E-1-4M | 4 | - | | | | |
| | | CNP2E-1-5M | 5 | S | | | | |
| | | CNP2E-1-7M | 7 | - | | | | |
| | | CNP2E-1-10M | 10 | S | | | | |
| | | CNP2E-1-15M | 15 | S | | | | |
| | | CNP2E-1-20M | 20 | S | | | | |
| | | CNP2E-1-25M | 25 | - | | | | |
| CNP2E-1-30M | 30 | - | | | | | | |
| For CN3 | Spindle Side Encoder OSE-1024 Cable | CNP3EZ-2P-2M | 2 | - | | X | X | X |
| | | CNP3EZ-2P-3M | 3 | - | | | | |
| | | CNP3EZ-2P-4M | 4 | - | | | | |
| | | CNP3EZ-2P-5M | 5 | - | | | | |
| | | CNP3EZ-2P-7M | 7 | - | | | | |
| | | CNP3EZ-2P-10M | 10 | - | | | | |
| | | CNP3EZ-2P-15M | 15 | - | | | | |
| | | CNP3EZ-2P-20M | 20 | - | | | | |
| | | CNP3EZ-2P-25M | 25 | - | | | | |
| | | CNP3EZ-2P-30M | 30 | - | | | | |
| | | CNP3EZ-3P-2M | 2 | - | | | | |
| | | CNP3EZ-3P-3M | 3 | - | | | | |
| | | CNP3EZ-3P-4M | 4 | - | | | | |
| | | CNP3EZ-3P-5M | 5 | S | | | | |
| | | CNP3EZ-3P-7M | 7 | - | | | | |
| | | CNP3EZ-3P-10M | 10 | S | | | | |
| | | CNP3EZ-3P-15M | 15 | S | | | | |
| | | CNP3EZ-3P-20M | 20 | S | | | | |
| CNP3EZ-3P-25M | 25 | - | | | | | | |
| CNP3EZ-3P-30M | 30 | - | | | | | | |

Twin-Head Magnetic Encoder (MBE405W / MBA405W) Cable and Connector

| Item | Model Number | Length (m) | Stocked Item | Description | Compatible Models | | | |
|--------------|------------------------------|--------------|--------------|-------------|-------------------|----|----|---|
| | | | | | E/EH | EM | EJ | |
| For CN2/3 | Cable for MBE405W/MBA405W | CNV2E-MB-2M | 2 | - | | X | X | X |
| | | CNV2E-MB-3M | 3 | - | | | | |
| | | CNV2E-MB-4M | 4 | - | | | | |
| | | CNV2E-MB-5M | 5 | - | | | | |
| | | CNV2E-MB-7M | 7 | - | | | | |
| | | CNV2E-MB-10M | 10 | - | | | | |
| | | CNV2E-MB-15M | 15 | - | | | | |
| | | CNV2E-MB-20M | 20 | - | | | | |